

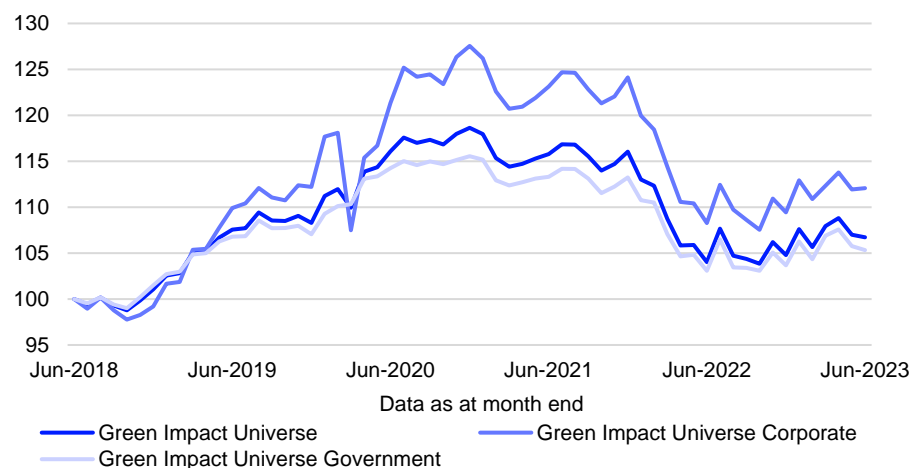


FTSE Canada Green Impact Universe Bond Index

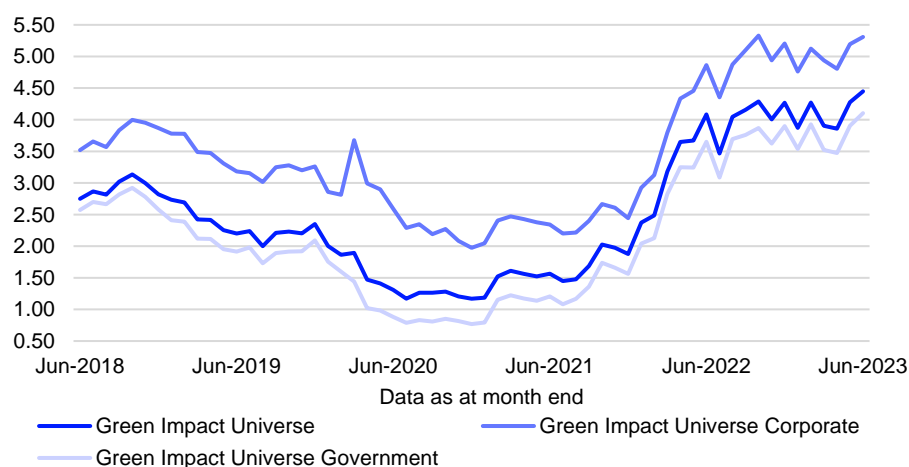
Data as at: 30 June 2023

The FTSE Canada Green Impact Universe Bond Index measures the performance of all CBI-certified and CBI-aligned green bond issuance in the FTSE Canada Universe Bond Index. This covers green bonds issued by Canadian government, quasi-government and corporate issuers, which have their proceeds specifically earmarked for projects that have environmental and/or climate benefit, and have been labelled as "green" by the Climate Bonds Initiative (CBI) with use of proceeds aligned with International Capital Markets Association's (ICMA) Green Bond Principles (GBP).

Historical Performance – Total Return Unit Value (CAD)



Average Yield to Maturity



Performance – Total Return

Index (CAD)	Return %				
	3 Months	Year To Date	1 Year	3 Years*	5 Years*
Green Impact Universe Bond Index	-1.12	1.85	2.60	-2.76	1.31
Green Impact Universe Corporate Bond Index	-0.23	2.41	3.51	-2.61	2.31
Green Impact Universe Government Bond Index	-1.47	1.60	2.19	-2.67	1.04

* Returns are annualised for >1 Year returns

FEATURES

Objective

FTSE Canada Green Impact Universe Bond Index is a comprehensive, transparent, rule-based index designed to measure the performance of CBI-certified and CBI-aligned green bond issuance in FTSE Canada Universe Bond Index. The Index has 7+ years of history available.

- CAD denominated bonds issued by Canadian Federal, Provincial or Municipal Governments, and Canadian Corporations
- Minimum issuance size of CAD \$100MM
- Fixed-rate coupons, payable semi-annually
- Minimum time to maturity of one year
- Minimum credit rating of BBB
- FTSE Canada Green Impact Maple Bond Index and FTSE Canada Green Impact Total Bond Index are also available

Rebalancing

Daily with weekly review of CBI Green Bond Database

Weighting

Market Capitalization

Settlement

T0

Currency

CAD

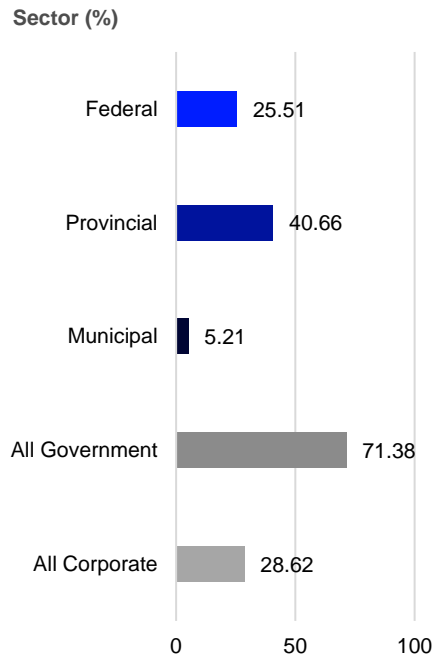
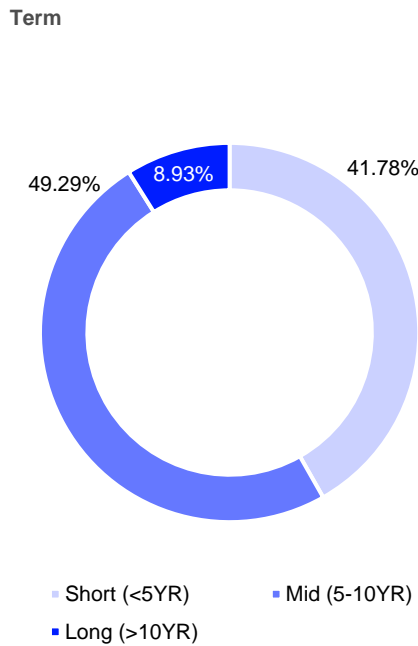
Base Value

100 at 31 December 2014

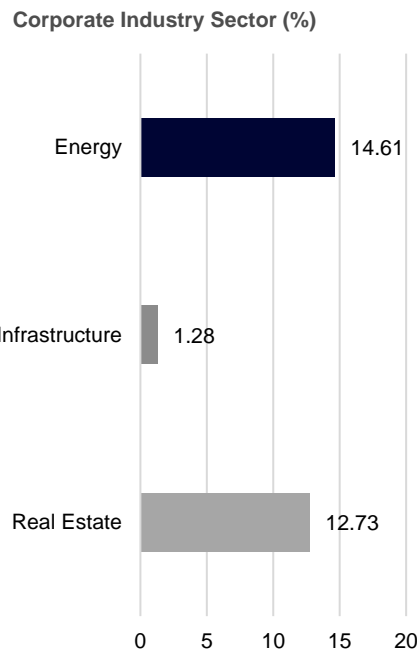
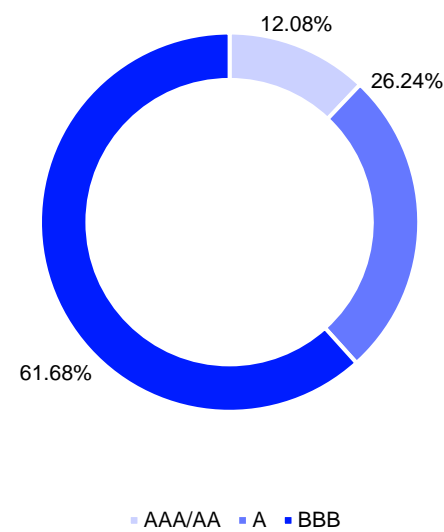
Index Calculation

Daily

FTSE Canada Green Impact Universe Bond Index – Index Breakdown



Corporate Quality



Index Characteristics – FTSE Canada Green Impact Universe Bond Index

	Average YTM	Mod Duration	Effective Term	Average Coupon	# Issues	Market Cap (\$CADm)
Green Impact Universe Bond Index	4.45	5.52	6.79	2.69	56.00	40473.30
Green Impact Universe Corporate Bond Index	5.31	6.06	8.28	3.35	32.00	11585.47
Green Impact Universe Government Bond Index	4.10	5.30	6.20	2.43	24	28887.83

INFORMATION

Transparency

Index Rules available at [iseq.com/ftse-russell](https://www.iseq.com/ftse-russell)

IOSCO statement available at

[iseq.com/ftse-russell](https://www.iseq.com/ftse-russell)

Customization

Multiple customization options to meet investor objectives and risk profiles are available

Risk Analytics

Published index files contain bond level and index level analytics

Full risk analytics are available via FTSE Bond Analytics

End-of-Day Distribution

FTP Subscription, email, and major data vendors

Vendor Codes

Bloomberg: TBC

FTSE ID: 404005

© 2023 London Stock Exchange Group plc and its applicable group undertakings (the "LSE Group"). The LSE Group includes (1) FTSE International Limited ("FTSE"), (2) Frank Russell Company ("Russell"), (3) FTSE Global Debt Capital Markets Inc. and FTSE Global Debt Capital Markets Limited (together, "FTSE Canada"), (4) FTSE Fixed Income Europe Limited ("FTSE FI Europe"), (5) FTSE Fixed Income LLC ("FTSE FI"), (6) The Yield Book Inc ("YB") and (7) Beyond Ratings S. A. S. ("BR"). All rights reserved. FTSE Russell® is a trading name of FTSE, Russell, FTSE Canada, FTSE FI, FTSE FI Europe, YB and BR. "FTSE®",

"Russell®", "FTSE Russell®", "FTSE4Good®", "ICB®", "The Yield Book®", "Beyond Ratings®" and all other trademarks and service marks used herein (whether registered or unregistered) are trademarks and/or service marks owned or licensed by the applicable member of the LSE Group or their respective licensors and are owned, or used under licence, by FTSE, Russell, FTSE Canada, FTSE FI, FTSE FI Europe, YB or BR. FTSE International Limited is authorised and regulated by the Financial Conduct Authority as a benchmark administrator. All information is provided for information purposes only. All information and data contained in this publication is obtained by the LSE Group, from sources believed by it to be accurate and reliable. Because of the possibility of human

and mechanical error as well as other factors, however, such information and data is provided "as is" without warranty of any kind. No member of the LSE Group nor their respective directors, officers, employees, partners or licensors make any claim, prediction, warranty or representation whatsoever, expressly or impliedly, either as to the accuracy, timeliness, completeness, merchantability of any information or of results to be obtained from the use of FTSE Russell products, including but not limited to indexes, data and analytics, or the fitness or suitability of the FTSE Russell products for any particular purpose to which they might be put. Any representation of historical data accessible through FTSE Russell products is provided for information purposes only and is not a reliable indicator of future performance. No responsibility or liability can be accepted by any member of the LSE Group nor their respective directors, officers, employees, partners or licensors for (a) any loss or damage in whole or in part caused by, resulting from, or relating to any error (negligent or otherwise) or other circumstance involved in procuring, collecting, compiling, interpreting, analysing, editing, transcribing, transmitting, communicating or delivering any such information or data or from use of this document or links to this document or (b) any direct, indirect, special, consequential or incidental damages whatsoever, even if any member of the LSE Group is advised in advance of the possibility of such damages, resulting from the use of, or inability to use, such information. No member of the LSE Group nor their respective directors, officers, employees, partners or licensors provide investment advice

and nothing contained herein or accessible through FTSE Russell products, including statistical data and industry reports, should be taken as constituting financial or investment advice or a financial promotion. Past performance is no guarantee of future results. Charts and graphs are provided for illustrative purposes only. Index returns shown may not represent the results of the actual trading of investable assets. Certain returns shown may reflect back-tested performance. All performance presented prior to the index inception date is back-tested performance. Back-tested performance is not actual performance, but is hypothetical. The back-test calculations are based on the same methodology that was in effect when the index was officially launched. However, back-

tested data may reflect the application of the index methodology with the benefit of hindsight, and the historic calculations of an index may change from month to month based on revisions to the underlying economic data used in the calculation of the index. No part of this information may be reproduced, stored in a retrieval system or transmitted in any form or by any means, electronic, mechanical, photocopying, recording or otherwise, without prior written permission of the applicable member of the LSE Group. Use and distribution of the LSE Group data requires a licence from FTSE, Russell, FTSE Canada, Mergent, FTSE FI, YB, BR and/or their respective licensors.

Data definitions available from

fi_index@ftserussell.com

To learn more, visit lseg.com/ftse-russell;
email fi_index@ftserussell.com; or call your
regional Client Services Team office:

EMEA

+44 (0) 20 7866 1810

North America

+1 877 503 6437

Asia-Pacific

Hong Kong +852 2164 3333

Tokyo +81 3 6441 1430

Sydney +61 (0)2 7228 5659