

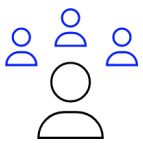
PRODUCT HIGHLIGHTS

Why you need the Russell Monitor List (RML)

Enable more accurate and efficient planning with less time and cost

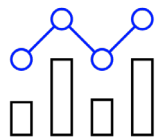
Reduce your reliance on third-party data sets, manual mapping and validation, and interpretations of index rules. As a subscribing customer, the Russell Monitor List (RML) gives you access to the same clean and comprehensive US equity universe used by our Index Review team to conduct index Reconstitution.

A transparent, comprehensive, and timely data source



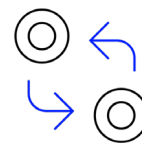
Practical client analysis ahead of Reconstitution

Prepare for Russell Reconstitution while reducing the manual effort required to pull together a high-quality security universe.



Comprehensive list of US equities

Every month, the Russell Monitor List (RML) provides you all US-listed equities eligible for the Russell US Index Series—according to Russell Nationality rules.



Relevant data on eligible US exchanges

Russell Nationality data includes equities listed on eligible US exchanges (CBOE, NYSE, NYSE American, NASDAQ, NYSE Arca).



**FTSE
RUSSELL**
An LSEG Business

Included data fields

Target Delivery Schedule

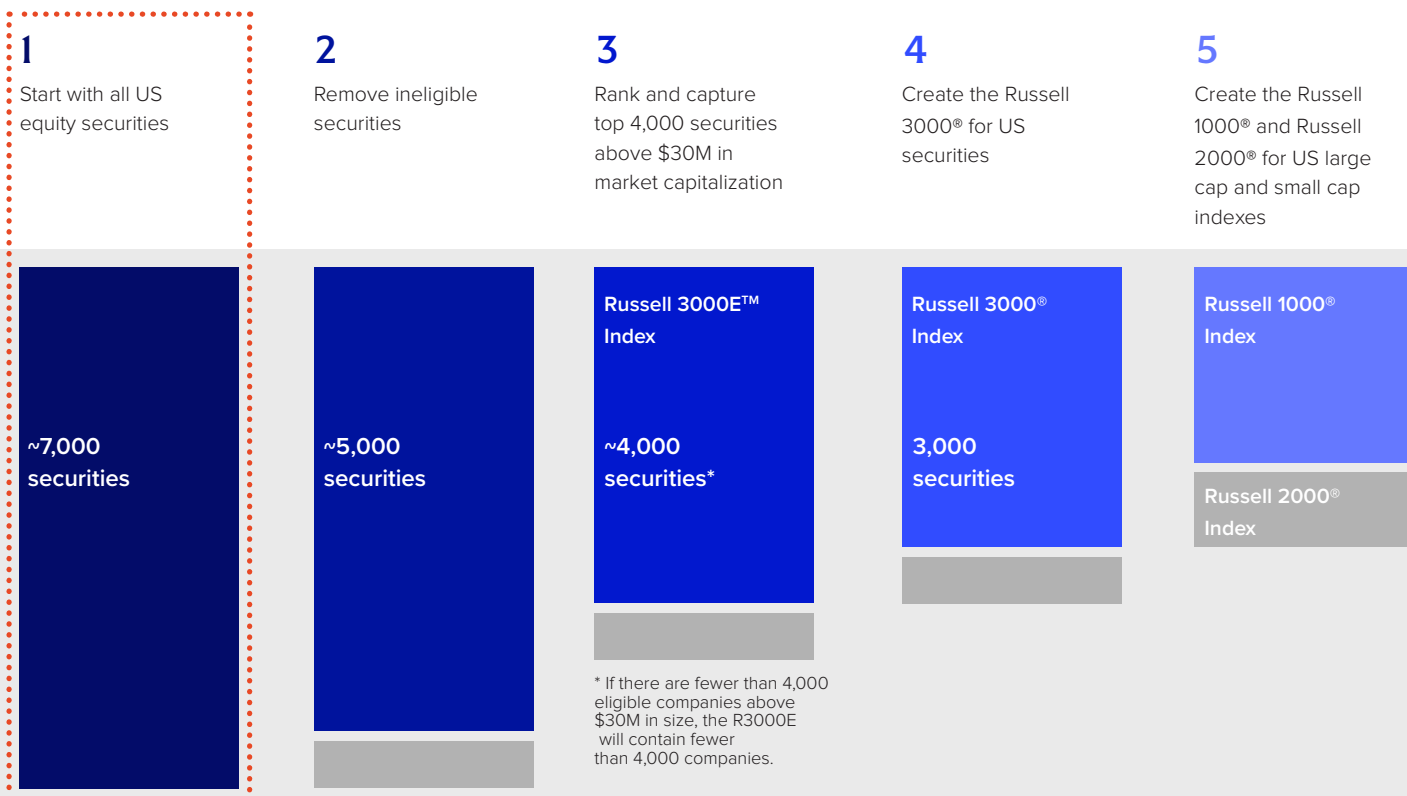
February, May, August, November: Daily, third business day of the month to the day before the preliminary index announcement date

All other months: Three business days following month-end

Data	Description
Security Name	Example: Apple Ord Shs
CUSIP, SEDOL, ISIN	Available to clients licensed to these identifiers
Ticker	Example: AAPL
Exchange	Example: NASDAQ Global Select Market
Country of Headquarters	Example: US
Country of Incorporation	Example: US
Nationality	Example: US

A transparent, comprehensive, and timely data source

Russell US Indexes, which include the large cap Russell 1000® Index and the small cap Russell 2000® Index, are the leading US benchmarks for institutional investors, with approximately \$9.2 trillion benchmarked to the Russell US Indexes. These are reconstituted fully in June each year to ensure a true, US investable opportunity set while balancing turnover. Strong governance is key. Since the beginning, we have been committed to leading governance best practices with robust, rules-driven and relevant index construction.



¹ Data as of December 31, 2022 as reported on April 1, 2023 by eVestment for active institutional funds, Morningstar for active retail mutual funds, insurance products, and ETFs, and passive assets directly collected by FTSE Russell. AUM includes blended benchmarks and excludes futures and options. AUM data does not include active and passive assets not reported to a 3rd party source or FTSE Russell. For funds where the AUM was not reported as of December 31, 2022, the previous period AUM was used as an estimate. No assurances are given by FTSE Russell as to the accuracy of the data.

Disclaimer

© 2023 London Stock Exchange Group plc and its applicable group undertakings (the "LSE Group"). The LSE Group includes (1) FTSE International Limited ("FTSE"), (2) Frank Russell Company ("Russell"), (3) FTSE Global Debt Capital Markets Inc. and FTSE Global Debt Capital Markets Limited (together, "FTSE Canada"), (4) FTSE Fixed Income Europe Limited ("FTSE FI Europe"), (5) FTSE Fixed Income LLC ("FTSE FI"), (6) The Yield Book Inc ("YB") and (7) Beyond Ratings S.A.S. ("BR"). All rights reserved.

FTSE Russell® is a trading name of FTSE, Russell, FTSE Canada, FTSE FI, FTSE FI Europe, YB and BR. "FTSE", "Russell", "FTSE Russell", "FTSE4Good", "ICB", "The Yield Book", "Beyond Ratings" and all other trademarks and service marks used herein (whether registered or unregistered) are trademarks and/or service marks owned or licensed by the applicable member of the LSE Group or their respective licensors and are owned, or used under licence, by FTSE, Russell, FTSE Canada, FTSE FI, FTSE FI Europe, YB or BR. FTSE International Limited is authorised and regulated by the Financial Conduct Authority as a benchmark administrator.

All information is provided for information purposes only. All information and data contained in this publication is obtained by the LSE Group, from sources believed by it to be accurate and reliable. Because of the possibility of human and mechanical error as well as other factors, however, such information and data is provided "as is" without warranty of any kind. No member of the LSE Group nor their respective directors, officers, employees, partners or licensors make any claim, prediction, warranty or representation whatsoever, expressly or impliedly, either as to the accuracy, timeliness, completeness, merchantability of any information or of results to be obtained from the use of FTSE Russell products, including but not limited to indexes, data and analytics, or the fitness or suitability of the FTSE Russell products for any particular purpose to which they might be put. Any representation of historical data accessible through FTSE Russell products is provided for information purposes only and is not a reliable indicator of future performance.

No responsibility or liability can be accepted by any member of the LSE Group nor their respective directors, officers, employees, partners or licensors for (a) any loss or damage in whole or in part caused by, resulting from, or relating to any error (negligent or otherwise) or other circumstance involved in procuring, collecting, compiling, interpreting, analysing, editing, transcribing, transmitting, communicating or delivering any such information or data or from use of this document or links to this document or (b) any direct, indirect, special, consequential or incidental damages whatsoever, even if any member of the LSE Group is advised in advance of the possibility of such damages, resulting from the use of, or inability to use, such information.

No member of the LSE Group nor their respective directors, officers, employees, partners or licensors provide investment advice and nothing in this document should be taken as constituting financial or investment advice. No member of the LSE Group nor their respective directors, officers, employees, partners or licensors make any representation regarding the advisability of investing in any asset or whether such investment creates any legal or compliance risks for the investor. A decision to invest in any such asset should not be made in reliance on any information herein. Indexes cannot be invested in directly. Inclusion of an asset in an index is not a recommendation to buy, sell or hold that asset nor confirmation that any particular investor may lawfully buy, sell or hold the asset or an index containing the asset. The general information contained in this publication should not be acted upon without obtaining specific legal, tax, and investment advice from a licensed professional.

The information contained in this report should not be considered "research" as defined in recital 28 of the Commission Delegated Directive (EU) 2017/593 of 7 April 2016 supplementing Directive 2014/65/EU of the European Parliament and of the Council ("MiFID II") and is provided for no fee.

Past performance is no guarantee of future results. Charts and graphs are provided for illustrative purposes only. Index returns shown may not represent the results of the actual trading of investable assets. Certain returns shown may reflect back-tested performance. All performance presented prior to the index inception date is back-tested performance. Back-tested performance is not actual performance, but is hypothetical. The back-test calculations are based on the same methodology that was in effect when the index was officially launched. However, back-tested data may reflect the application of the index methodology with the benefit of hindsight, and the historic calculations of an index may change from month to month based on revisions to the underlying economic data used in the calculation of the index.

This document may contain forward-looking assessments. These are based upon a number of assumptions concerning future conditions that ultimately may prove to be inaccurate. Such forward-looking assessments are subject to risks and uncertainties and may be affected by various factors that may cause actual results to differ materially. No member of the LSE Group nor their licensors assume any duty to and do not undertake to update forward-looking assessments.

No part of this information may be reproduced, stored in a retrieval system or transmitted in any form or by any means, electronic, mechanical, photocopying, recording or otherwise, without prior written permission of the applicable member of the LSE Group. Use and distribution of the LSE Group data requires a licence from FTSE, Russell, FTSE Canada, FTSE FI, FTSE FI Europe, YB, BR and/or their respective licensors.

About FTSE Russell

FTSE Russell is a leading global provider of index and benchmark solutions, spanning diverse asset classes and investment objectives. As a trusted investment partner we help investors make better-informed investment decisions, manage risk, and seize opportunities.

Market participants look to us for our expertise in developing and managing global index solutions across asset classes. Asset owners, asset managers, ETF providers and investment banks choose FTSE Russell solutions to benchmark their investment performance and create investment funds, ETFs, structured products, and index-based derivatives. Our clients use our solutions for asset allocation, investment strategy analysis and risk management, and value us for our robust governance process and operational integrity.

For over 35 years we have been at the forefront of driving change for the investor, always innovating to shape the next generation of benchmarks and investment solutions that open up new opportunities for the global investment community.

To learn more, visit lse.com/ftse-russell; email info@ftserussell.com; or call your regional Client Service team office:

EMEA +44 (0) 20 7866 1810

North America +1 877 503 6437

Asia-Pacific

Hong Kong +852 2164 3333

Tokyo +81 (3) 6441 1430

Sydney +61 (0) 2 7228 5659



**FTSE
RUSSELL**
An LSEG Business