

SOLUTION OVERVIEW

Transition Pathway Initiative (TPI) Management Quality

Quantifying climate governance

Overview

There is a growing awareness of the potential value of incorporating climate metrics into investment decision making and stewardship. FTSE Russell's TPI Management Quality (MQ) data analyses and tracks the quality of companies' governance/management of their greenhouse gas emissions and of risks and opportunities related to the low-carbon transition.

Companies tend to implement their carbon management systems and processes in a relatively staged and structured manner. They often start by publicly acknowledging the relevance of climate change to their business and developing a high-level policy or statement. They then tend to set some relatively short-term, process-oriented targets, before progressively extending the duration and stringency of their targets, and defining these in a more precise, quantitative way.




Benefits

Partnership with TPI: Transition Pathway Initiative partners with FTSE Russell and the Grantham Research Institute at the London School of Economics to assess companies' preparedness for the transition to a low-carbon economy. FTSE Russell provides the data that underpins the management quality assessment, and is a member of the TPI's Technical Advisory Group.

Robust scoring framework: It tracks the progress of companies' climate governance through 5 levels and assign a score 0-5 to an individual company based on 19 specific indicators/questions.

TCFD aligned: The 19 TPI MQ indicators are mapped against the Task Force on Climate-related Financial Disclosures (TCFD) recommendations, facilitating TCFD aligned reporting.

Features

-  **Comprehensive coverage** - The data model covers approximately 8,000 public securities comprising the constituents of the FTSE All-World Index, FTSE All-Share Index and Russell 1000® Index, with historical data going back to 2018.
-  **Transparent methodology** - The TPI Management Quality methodology has clearly defined rules for scoring companies and provides clarity on the assessment framework. The underlying indicators are drawn from FTSE Russell's ESG Scores data model.
-  **Strong governance** - The TPI methodology is overseen by the TPI's Technical Advisory Group comprising of experts from academia, asset management, and other relevant fields.



**FTSE
RUSSELL**
An LSEG Business

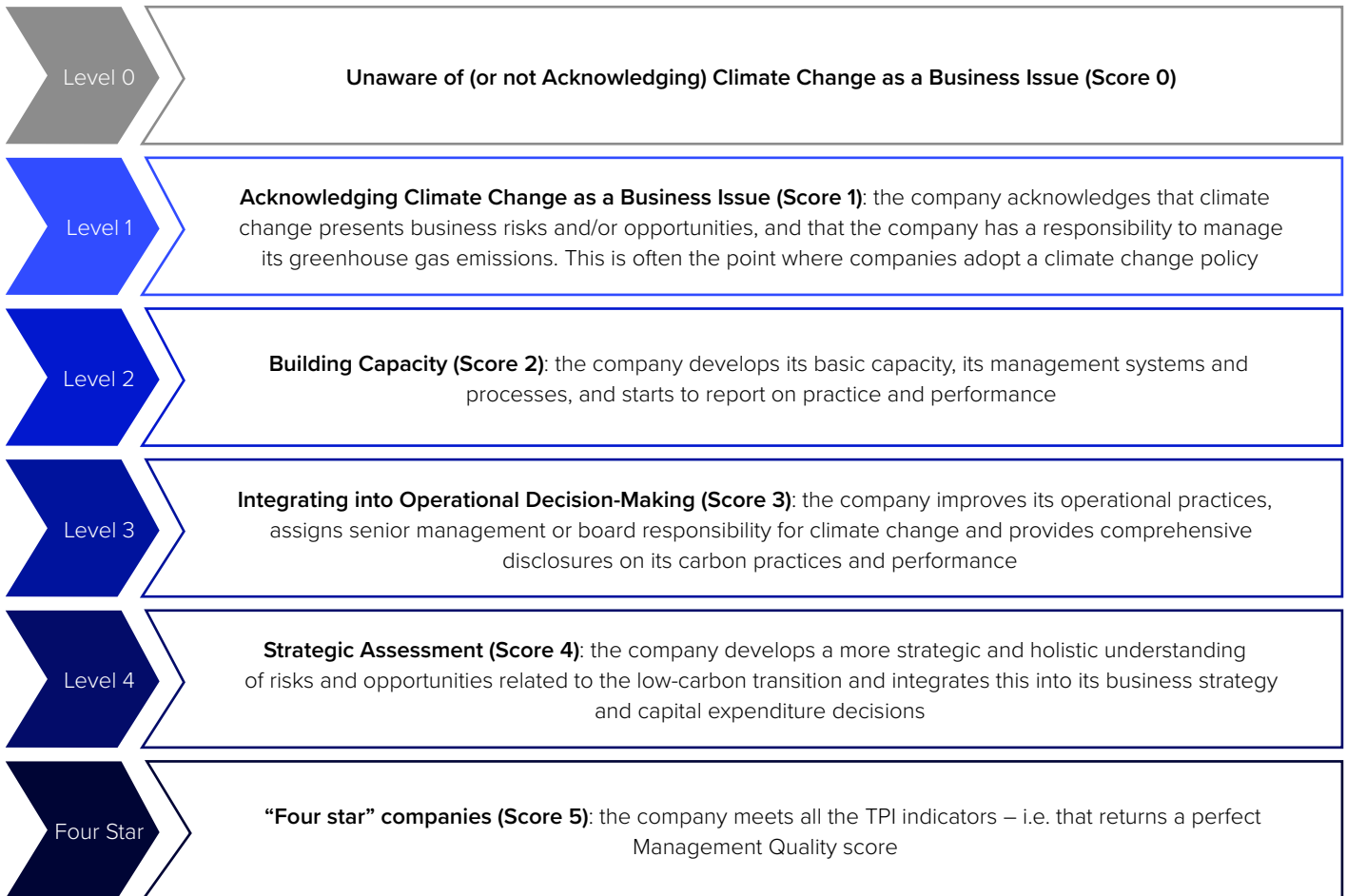


**SUSTAINABLE
GROWTH**



**Transition
Pathway
Initiative**

TPI’s Management Quality framework tracks the progress of companies through the following five levels:



Up to 19 specific Management Quality indicators/questions are used to map companies on to these five levels. With the exception of Level 0, companies need to be assessed as Yes on all of the questions pertaining to a level, before they can advance to the next level. It also recognises companies that meet all the TPI indicators – i.e. that return a perfect Management Quality score – as ‘Four star’ companies.

Using TPI Management Quality data in practice

Some examples of how investors use TPI data include:

<p>ESG integration and portfolio analysis</p> <p>Many investors want to understand whether their holdings align with the pathways set by the Paris Agreement, so build TPI data into their portfolio construction, stock selection or risk management processes.</p>	<p>Active ownership</p> <p>Investors use TPI’s robust data as a foundation for a broad engagement strategy or for individual corporate engagements (often with laggards on this issue).</p>	<p>Product creation</p> <p>Investors use it to create climate-sensitive financial products that can drive more climate aware company behaviours such as the FTSE TPI Climate Transition Index.</p>
<p>Voting</p> <p>Investors use it to shape approaches to proxy voting.</p>	<p>Exclusions</p> <p>Investors use it to shape a sophisticated exclusion policy.</p>	<p>Due diligence</p> <p>Investors use it as part of investee due diligence procedures or to vet potential clients.</p>

Disclaimer

© 2023 London Stock Exchange Group plc and its applicable group undertakings (the "LSE Group"). The LSE Group includes (1) FTSE International Limited ("FTSE"), (2) Frank Russell Company ("Russell"), (3) FTSE Global Debt Capital Markets Inc. and FTSE Global Debt Capital Markets Limited (together, "FTSE Canada"), (4) FTSE Fixed Income Europe Limited ("FTSE FI Europe"), (5) FTSE Fixed Income LLC ("FTSE FI"), (6) The Yield Book Inc ("YB") and (7) Beyond Ratings S.A.S. ("BR"). All rights reserved.

FTSE Russell® is a trading name of FTSE, Russell, FTSE Canada, FTSE FI, FTSE FI Europe, YB and BR. "FTSE", "Russell", "FTSE Russell", "FTSE4Good", "ICB", "The Yield Book", "Beyond Ratings" and all other trademarks and service marks used herein (whether registered or unregistered) are trademarks and/or service marks owned or licensed by the applicable member of the LSE Group or their respective licensors and are owned, or used under licence, by FTSE, Russell, FTSE Canada, FTSE FI, FTSE FI Europe, YB or BR. FTSE International Limited is authorised and regulated by the Financial Conduct Authority as a benchmark administrator.

All information is provided for information purposes only. All information and data contained in this publication is obtained by the LSE Group, from sources believed by it to be accurate and reliable. Because of the possibility of human and mechanical error as well as other factors, however, such information and data is provided "as is" without warranty of any kind. No member of the LSE Group nor their respective directors, officers, employees, partners or licensors make any claim, prediction, warranty or representation whatsoever, expressly or impliedly, either as to the accuracy, timeliness, completeness, merchantability of any information or of results to be obtained from the use of FTSE Russell products, including but not limited to indexes, data and analytics, or the fitness or suitability of the FTSE Russell products for any particular purpose to which they might be put. Any representation of historical data accessible through FTSE Russell products is provided for information purposes only and is not a reliable indicator of future performance.

No responsibility or liability can be accepted by any member of the LSE Group nor their respective directors, officers, employees, partners or licensors for (a) any loss or damage in whole or in part caused by, resulting from, or relating to any error (negligent or otherwise) or other circumstance involved in procuring, collecting, compiling, interpreting, analysing, editing, transcribing, transmitting, communicating or delivering any such information or data or from use of this document or links to this document or (b) any direct, indirect, special, consequential or incidental damages whatsoever, even if any member of the LSE Group is advised in advance of the possibility of such damages, resulting from the use of, or inability to use, such information.

No member of the LSE Group nor their respective directors, officers, employees, partners or licensors provide investment advice and nothing in this document should be taken as constituting financial or investment advice. No member of the LSE Group nor their respective directors, officers, employees, partners or licensors make any representation regarding the advisability of investing in any asset or whether such investment creates any legal or compliance risks for the investor. A decision to invest in any such asset should not be made in reliance on any information herein. Indexes cannot be invested in directly. Inclusion of an asset in an index is not a recommendation to buy, sell or hold that asset nor confirmation that any particular investor may lawfully buy, sell or hold the asset or an index containing the asset. The general information contained in this publication should not be acted upon without obtaining specific legal, tax, and investment advice from a licensed professional.

The information contained in this report should not be considered "research" as defined in recital 28 of the Commission Delegated Directive (EU) 2017/593 of 7 April 2016 supplementing Directive 2014/65/EU of the European Parliament and of the Council ("MiFID II") and is provided for no fee.

Past performance is no guarantee of future results. Charts and graphs are provided for illustrative purposes only. Index returns shown may not represent the results of the actual trading of investable assets. Certain returns shown may reflect back-tested performance. All performance presented prior to the index inception date is back-tested performance. Back-tested performance is not actual performance, but is hypothetical. The back-test calculations are based on the same methodology that was in effect when the index was officially launched. However, back-tested data may reflect the application of the index methodology with the benefit of hindsight, and the historic calculations of an index may change from month to month based on revisions to the underlying economic data used in the calculation of the index.

This document may contain forward-looking assessments. These are based upon a number of assumptions concerning future conditions that ultimately may prove to be inaccurate. Such forward-looking assessments are subject to risks and uncertainties and may be affected by various factors that may cause actual results to differ materially. No member of the LSE Group nor their licensors assume any duty to and do not undertake to update forward-looking assessments.

No part of this information may be reproduced, stored in a retrieval system or transmitted in any form or by any means, electronic, mechanical, photocopying, recording or otherwise, without prior written permission of the applicable member of the LSE Group. Use and distribution of the LSE Group data requires a licence from FTSE, Russell, FTSE Canada, FTSE FI, FTSE FI Europe, YB, BR and/or their respective licensors.

About FTSE Russell

FTSE Russell is a leading global provider of index and benchmark solutions, spanning diverse asset classes and investment objectives. As a trusted investment partner we help investors make better-informed investment decisions, manage risk, and seize opportunities.

Market participants look to us for our expertise in developing and managing global index solutions across asset classes. Asset owners, asset managers, ETF providers and investment banks choose FTSE Russell solutions to benchmark their investment performance and create investment funds, ETFs, structured products, and index-based derivatives. Our clients use our solutions for asset allocation, investment strategy analysis and risk management, and value us for our robust governance process and operational integrity.

For over 35 years we have been at the forefront of driving change for the investor, always innovating to shape the next generation of benchmarks and investment solutions that open up new opportunities for the global investment community.

To learn more, visit lse.com/ftse-russell; email info@ftserussell.com; or call your regional Client Service team office:

EMEA +44 (0) 20 7866 1810

North America +1 877 503 6437

Asia-Pacific

Hong Kong +852 2164 3333

Tokyo +81 (3) 6441 1430

Sydney +61 (0)2 7228 5659



**FTSE
RUSSELL**
An LSEG Business